


A rustic wooden plank serves as the background for a white, rectangular sign. The sign has a hole on its left side, through which a purple hyacinth flower is threaded. The flower's stem is visible, and its base is wrapped in brown, fibrous material. The word "WELCOME" is printed in a bold, black, serif font on the right side of the sign. The entire scene is set against a light-colored wooden background with a visible grain.

WELCOME

Tick tock, mind block,
pen stop, eyes pop, full
shock, jaw drop, time
up, no luck





**What
happens
in an
exam??**





**Orientation Program
for Implementation of Revised
Regulations & Curriculum of
B.Sc. Nursing Syllabus-2020**

**SCHEME OF EXAMINATION,
EXAMINATION REGULATIONS, GRADING,
MARK CARD & TRANSCRIPT**

Indian Nursing Council

Revised Syllabus

SCHEME OF EXAMINATION

The distribution of marks for each course in:

- **Internal assessment**
- **End semester College exam**
- **End semester University exam**

I SEMESTER

S.No.	Course	Assessment (Marks)				
		Internal	End Semester College Exam	End semester University Exam	Hours	Total marks
Theory						
1	Communicative English	25	25	--	2	50
2	Applied Anatomy & Applied Physiology	25	---	75	3	100
3	Applied Sociology & Applied Psychology	25	---	75	3	100
4	Nursing Foundation I	25★				
Practical						
1	Nursing Foundation I	25★				

★ Will be added to the Internal Marks of Nursing Foundations Theory and Practical respectively in the next semester. Total weightage remains the same.

II SEMESTER

S.No	Course	Assessment (Marks)				
		Internal	End Semester College Exam	End Semester University Exam	Hours	Total marks
Theory						
1	Applied Biochemistry and Applied Nutrition & Dietetics	25	----	75	3	100
2	Nursing Foundation (I & II)	25 ★ Average of I Sem-25 & II Sem-25	---	75	3	100
3	Health/Nursing Informatics & Technology	25	25	---	2	50
Practical						
1	Nursing Foundation (I & II)	50 ★ Total of I Sem-25 & II Sem-25	---	50		100

Nursing Foundation- Theory (IA – 25) The internal marks of Nursing Foundation I theory in the I semester will be added to Nursing Foundation II Theory Internal in the second semester and the **average of the two semesters** will be taken.


$$(25+25)/2=25$$

Nursing Foundation- Practical (IA – 50) The internal marks of Nursing Foundation I Practical in the I semester Internal marks will be added to Nursing Foundation II Practical Internal in the second semester and a **total of the two semesters** will be taken.

$$25+25=50$$

III SEMESTER

S.No	Course	Assessment (Marks)				
		Internal	End Semester College Exam	End semester University Exam	Hours	Total marks
Theory						
1	Applied Microbiology and Infection Control including Safety	25	----	75	3	100
2	Pharmacology I and Pathology I	25★	----	----	--	----
3	Adult Health Nursing I	25	----	75	3	100
Practical						
1	Adult Health Nursing I	50	----	50	--	100

 Pharmacology I and Pathology I internal marks will be added to the internal marks of Pharmacology II and Pathology II & Genetics in the next semester. Total weightage remains the same.

IV SEMESTER

S.No	Course	Assessment (Marks)				
		Internal	End Semester College Exam	End Semester University Exam	Hours	Total marks
Theory						
1	Pharmacology & Pathology (I & II) & Genetics	25 ★ III Sem-25 & IV Sem-25 Average of both)		75	3	100
2	Adult Health Nursing II	25		75	3	100
3	Professionalism, Ethics & Professional values	25	25		2	50
Practical						
1	Adult Health Nursing II	50		50		100

V SEMESTER

S.No	Course	Assessment (Marks)				
		Internal	End Semester College Exam	End Semester University Exam	Hours	Total marks
Theory						
1	Child Health Nursing I	25★				
2	Mental Health Nursing I	25★				
3	Community Health Nursing I including Environmental Science & Epidemiology	25		75	3	100
4	Educational Technology/Nursing Education	25		75	3	100
5	Introduction to Forensic Nursing and Indian Laws	25	25		2	50
Practical						
1	Child Health Nursing I	25★				
2	Mental Health Nursing I	25★				
3	Community Health Nursing I	50		50		100

★ The internal marks of Child Health Nursing I and Mental Health Nursing I will be added to the internal marks of Child Health Nursing II and Mental Health Nursing II in both theory (**average**) and practical (**sum**) respectively in the next semester

Total weightage remains the same.

VI SEMESTER

S.No	Course	Assessment (Marks)			
		Internal	End Semester University Exam	Hours	Total marks
Theory					
1	Child Health Nursing (I&II)	25 ★ Sem V-25 &Sem VI-25 (Average of both)	75	3	100
2	Mental Health Nursing (I&II)	25 ★ Sem V-25 &Sem VI-25(with Average of both)	75	3	100
3	Nursing Management & Leadership	25	75	3	100
4	Midwifery/Obstetrics and Gynecology I	25 ★			
Practical					
1	Child Health Nursing (I&II)	50 ★ (Add Sem V-25 &Sem VI-25)	50		100
2	Mental Health Nursing (I&II)	50 ★ (Add Sem V-25 &Sem VI-25)	50		100
3	Midwifery/Obstetrics and Gynecology I	25 ★			

★ Midwifery I internal marks will be added to Internal marks of Midwifery II theory (**average**) and practical (**sum**) in the next semester

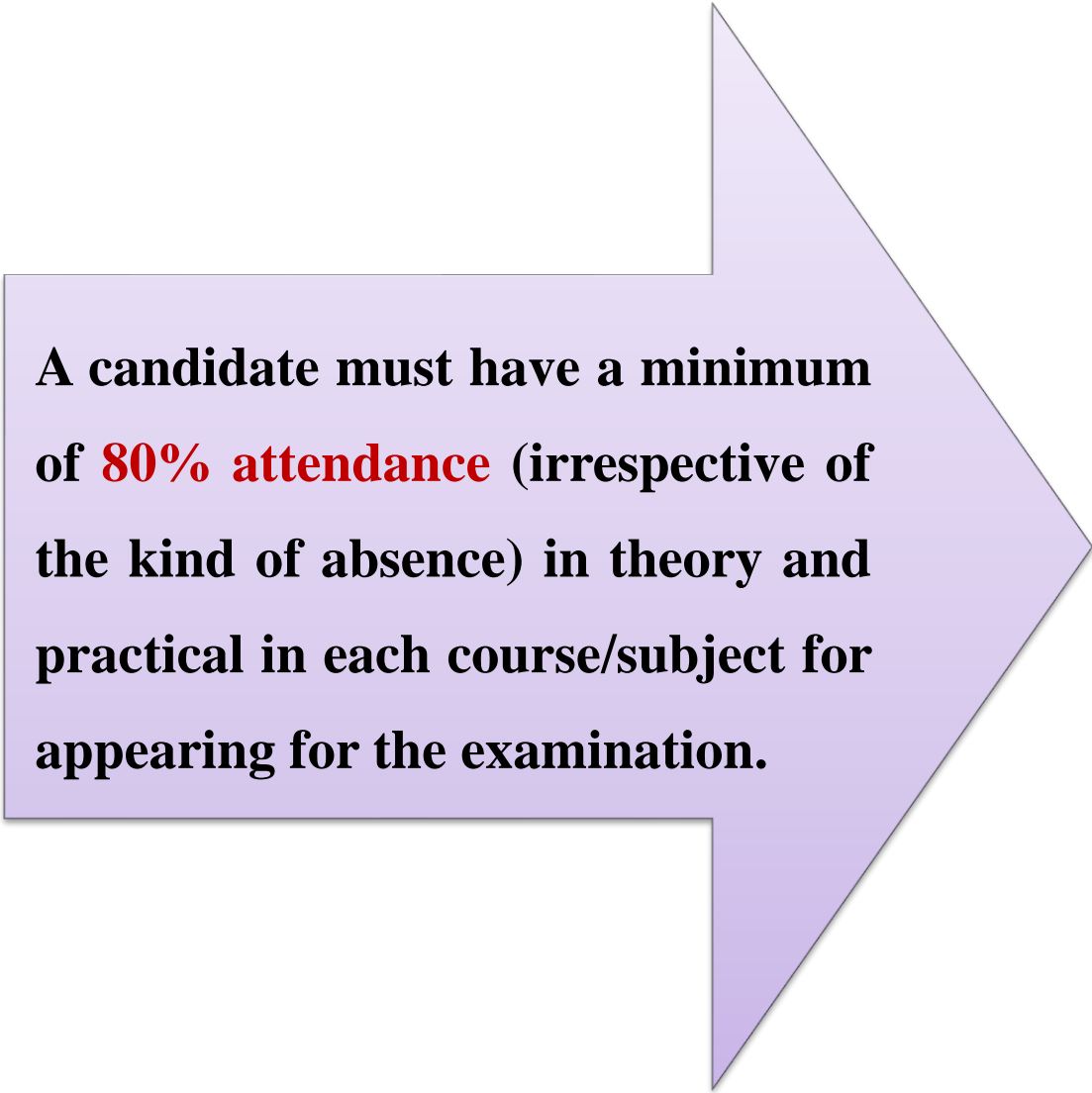
Total weightage remains the same

VII SEMESTER

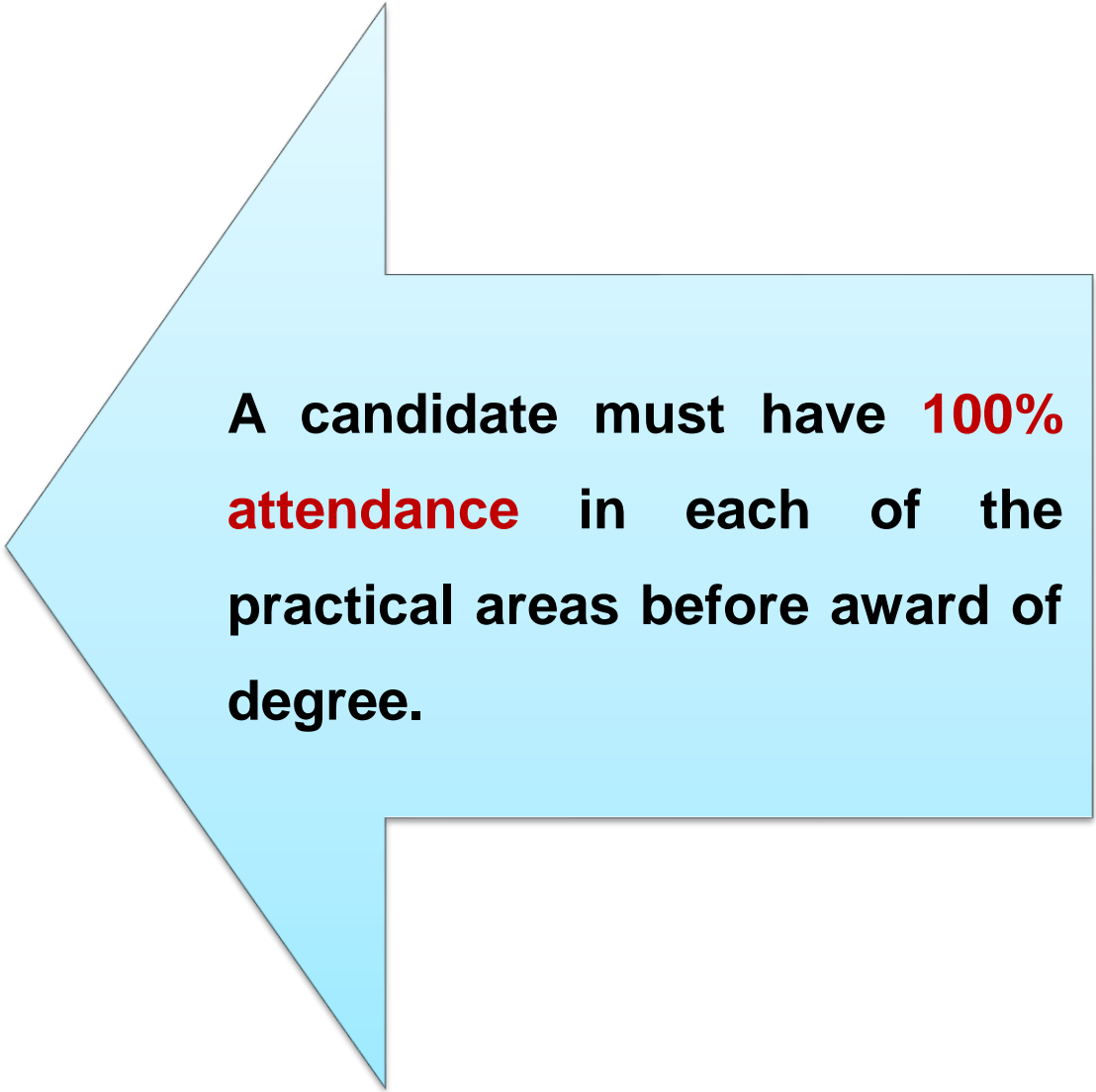
S.No	Course	Assessment (Marks)			
		Internal	End Semester University Exam	Hours	Total marks
Theory					
1	Community Health Nursing II	25	75	3	100
2	Nursing Research & Statistics	25	75	3	100
3	Midwifery /Obstetrics and Gynecology (OBG) Nursing (I&II)	25 ★ Sem VI-25 & Sem VII-25(with avg. of both)	75	3	100
Practical					
1	Community Health Nursing II	50	50		100
2	Midwifery/Obstetrics and Gynecology (OBG) Nursing (I&II)	50 ★ (Sem VI-25 & Sem VII-25)	50		100

VIII SEMESTER

S. No	Course	Assessment (Marks)				
		Internal	End Semester College Exam	End Semester University Exam	Hours	Total marks
Practical						
1	Competency Assessment	100		100		200



A candidate must have a minimum of **80% attendance (irrespective of the kind of absence) in theory and practical in each course/subject for appearing for the examination.**



A candidate must have **100% attendance in each of the practical areas before award of degree.**

GRADING OF PERFORMANCE

Based on the performance, each student shall be awarded a **final grade at the end of the semester** for each course.

Absolute grading is used by **converting the marks to grade**, based on predetermined class intervals.

UGC 10-point grading system is used with **pass grade modified**.

Grading of Performance

Letter Grade	Grade Point	Percentage of Marks
O (Outstanding)	10	85% & Above
A+ (Excellent)	9	80-84.99%
A (Very Good)	8	75-79.99%
B+ (Good)	7	65-74.99%
B (Above Average)	6	60-64.99%
C (Average)	5	50-59.99%
P (Pass)	—	50% and above
F (Fail)	0	<50%
Ab (Absent)	0	0

For Nursing and other courses – Pass is at C Grade (5-grade point) 50% and above

***Pass for Communicative English and Electives – 40% and above. Grade point 4 (40-49.99%)**

SAMPLE MARK SHEET/MARK CARD

**(Marks are shown as example - INC Template as
Example only)**

Name of the University:

Name of the College/Institution:

.....

Name of the Nursing Program/Course:

.....

Name of the Student:

SEMESTER I

COURSES			Credits	Internal Assessment		End Semester College/ University Exam		Final Marks (%)	Letter Grade	Grade Point
S. No.	Course Code	Title of the Course		Marks obtained	Pass Marks out of	Marks obtained	Pass Marks out of			
1	ENGL 101	*Communicative English	2	20	10/25 (40%)	20	10/25 (40%)	80	A+	9
2	ANAT 105 & PHYS 110	Applied Anatomy & Applied Physiology	6 (3+3)	18	12.5/25	57	37.5/75	75	A	8
3	SOCI 115 & PSYC 120	Applied Sociology & Applied Psychology	6 (3+3)	16	12.5/25	54	37.5/75	70	B+	7

ENGL 101-College Exam, Mark is not added for calculating SGPA, Pass marks-40%

SEMESTER II

COURSES			Credits	Internal Assessment		End Semester College/University Exam		Final Marks (%)	Letter Grade	Grade Point
S. No.	Course Code	Title of the Course		Marks obtained	Pass Marks/ out of	Marks obtained	Pass Marks/ out of			
1	BIOC 135 & NUTR 140	Applied Biochemistry and Applied Nutrition & Dietetics	5 (2+3)	16	12.5/25	44	37.5/75	60	B	6
2	N-NF(I&II) 125	Nursing Foundation I & II Incl Health Assessment module	T-12 (6+6)	20	12.5/25	55	37.5/75	75	A	8
			P-11 (5+6)	30	25/50	30	25/50	60	B	6
3	*HNIT 145	Health/Nursing Informatics & Technology	3	20	12.5/25	19	12.5/25	78	A	8

T-Theory, P-Practicum (Skill lab & Clinical),*HNIT 145-College Exam

SAMPLE TRANSCRIPT
(INC Template as Example only)

Name of the University:

Name of the College/Institution:

.....

Name of the Nursing Program/Course:

.....

Name of the Student:

SEMESTER I

	COURSES		Credits	Marks obtained (%)	Letter Grade	Grade Point	Credit Point
S. No.	Course Code	Title of the Course					
1	ENGL 101	*Communicative English	2	80	A+	9	----
2	ANAT 105 & PHYS 110	Applied Anatomy & Applied Physiology	6(3+3) C₁	75	A	8 G₁	6×8=48 calculated as (C₁× G₁)
3	SOCI 115 & PSYC 120	Applied Sociology & Applied Psychology	6(3+3) C₂	70	B+	7 G₂	6×7=42 (calculated as (C₂× G₂)

***ENGL 101-Marks are not added for calculating SGPA, Pass marks-40%**

Computation of SGPA (Semester Grade Point Average)

Semester I

$$\begin{aligned}\text{SGPA} &= \frac{C_1 G_1 + C_2 G_2}{C_1 + C_2} \\ &= \frac{48 + 42}{6 + 6} \\ &= \frac{90}{12} \\ &= 7.50\end{aligned}$$

I SEMESTER SGPA = 7.50

SEMESTER II

COURSES			Credits	Final Marks (%)	Letter Grade	Grade Point	Credit Point
S. No.	Course Code	Title of the Course					
1	BIOC 135 & NUTR 140	Applied Biochemistry and Applied Nutrition & Dietetics	5 (2+3) C₁	60	B	6 G₁	5×6=30 (C₁× G₁)
2	N-NF(I&II) 125	Nursing Foundation I & II Incl Health Assessment module	T-12 (6+6) C₂	75	A	8 G₂	12×8=96 (C₂× G₂)
			P-11 (5+6) C₃	60	B	6 G₃	11×6=66 (C₃× G₃)
3	*HNIT 145	Health/Nursing Informatics & Technology	3 C₄	78	A	8 G₄	3×8=24 (C₄× G₄)

T-Theory, P-Practicum (Skill lab & Clinical)

***HNIT 145-College Exam**

Computation of SGPA (Semester Grade Point Average)

II Semester

$$\begin{aligned}\text{SGPA} &= \frac{C_1G_1 + C_2G_2 + C_3G_3 + C_4G_4}{C_1 + C_2 + C_3 + C_4} \\ &= \frac{30 + 96 + 66 + 24}{5 + 12 + 11 + 3} \\ &= \frac{216}{31} \\ &= 6.97\end{aligned}$$

II SEMESTER SGPA = 6.97

Computation of CGPA- Cumulative Grade Point Average

Sem I	Sem 2	Sem 3	Sem 4	Sem 5	Sem 6	Sem 7	Sem 8
Cr: 12	Cr: 31	Cr: 17	Cr: 21	Cr: 11	Cr:21	Cr: 26	Cr:12
SGPA: 7.50	SGPA: 6.97	SGPA:7.59	SGPA:7.67	SGPA:7.82	SGPA:7.90	SGPA:7.73	SGPA:7.00
Cr × SGPA							
12×7.50 = 90.00	31×6.97 = 216.07	17×7.59 = 129.03	21×7.67 = 161.07	11×7.82 = 86.02	21×7.90 = 165.90	26×7.73= 200.98	12×7.00 = 84.00

- **CGPA** is calculated with **SGPA** of all semesters to two decimal points and is indicated in the final grade in the mark card/transcript showing grades of all 8 semesters and their courses/subjects.
- CGPA reflects the failed status in case the student fails till the course/s are passed.

$$\begin{aligned}
 \text{CGPA} &= \frac{12 \times 7.5 + 31 \times 6.97 + 17 \times 7.59 + 21 \times 7.67 + 11 \times 7.82 + 21 \times 7.90 + 26 \times 7.73 + 12 \times 7.00}{151} \\
 &= \frac{90.00 + 216.07 + 129.03 + 161.07 + 86.02 + 165.90 + 200.98 + 84.00}{151} \\
 &= \frac{1133.07}{151} = 7.50
 \end{aligned}$$

Cumulative Grade Point Average (CGPA) = 7.50

How to create a QP Blueprint - Sample

[illegible]

QP Layout - Sample

QP LAYOUT FOR PHARMACOLOGY

MAX MARKS: 38

7 X 1 = 7 MARKS

MCQ

1	UNIT II (Semester III)	1+1
2	UNIT VI (Semester III) or UNIT VII (Semester III)	
3	UNIT III (Semester IV)	
4	UNIT IV (Semester IV)	
5	UNIT V (Semester IV)	
6	UNIT VII (Semester IV)	
7	UNIT VIII (Semester IV)	

ESSAY:

1X 10 = 10 MARKS

8	UNIT VIII (Semester IV)
---	-------------------------

SHORT ANSWER

3 X 5 = 15 MARKS

9	UNIT V (Semester III) OR	5
	UNIT VIII (Semester III) OR	
10	UNIT III (Semester IV)	
11	UNIT VI (Semester IV)	

VERY SHORT ANSWER

3 X 2 = 6 MARKS

12	UNIT I (Semester III) OR	2
	UNIT III (Semester III) OR	
	UNIT IV (Semester III) OR	
13	UNIT I (Semester IV)	
14	UNIT II (Semester IV) OR	
	UNIT (Semester IV)	

1+1+5+2=9

CONCLUSION

- The scheme of examination reflects the nature of **formative and summative assessments** planned for student learning across **eight** semesters.
- The **competency assessment** during the end of the **internship** is the final university examination that evaluates the competency level of students to know if they are competent enough to practice nursing as novice nurses.
- Exam regulations and grading enhance the accuracy of evaluation.
- The sample mark sheet and transcript are also depicted.

Question time

The pass percentage for communicative English is-----

Among the major nursing subjects, the internal marks are not carried over across years for -----,-----and -----

Credit point is calculated by multiplying -----and grade point

Competent

Incompetent

Pass

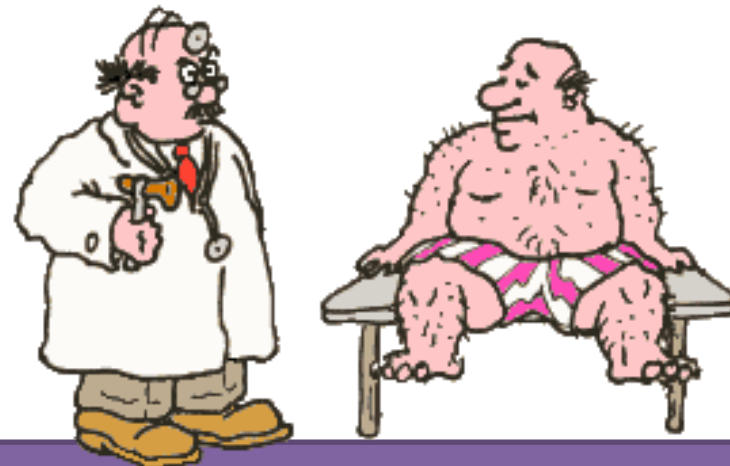
Right

Wrong

Fail

Wrong

Right





Thank you

Thank you